



1, Railway Street,
Gravesend, DA11 9DU


£230,000



- 2 Bedroom End of Terrace House
- Recently Refurbished
- 2 En-suites
- NO CHAIN



1 Railway Street, Gravesend, Kent, DA11 9DU



PROPERTY DESCRIPTION

This recently refurbished two bedroom end of terrace house with two en-suites and two reception rooms is being offered with no chain. The property has been rewired during the refurbishment and has a new consumer unit. With its close proximity to Ebbsfleet train station, this property would be ideal for commuters or investors. Don't miss your chance to view.

LOCATION DESCRIPTION

Both Ebbsfleet and Northfleet train stations are less than half a mile away with excellent links to London (Ebbsfleet to London St Pancras around 20 minutes) there are a few eateries and convenience stores within walking distance of this property.

FRONT OF HOUSE

Small frontage with half height wall. Steps up to the white glazed door opening into...



RECEPTION ONE

11'1" x 9'7"

A neutrally decorated lounge with a cupboard housing the modern consumer unit, double glazed window out to front. Modern grey laminate wood effect flooring. Door leading to...

HALLWAY

Stairs to first floor and door leading to:

RECEPTION TWO

11'1" x 9'5"

Ideal for use as a dining room, this neutrally decorated reception room has a double glazed window out to garden, access to the under stairs cupboard and a wooden door leading to...



KITCHEN

8'10" x 5'10"

A range of modern fitted white wall and base units with black granite effect roll top work surface. Free standing gas cooker and fitted stainless steel extractor over. Stainless steel single bowl sink and drainer, walls part tiled with attractive marble effect tiles and wall hung combi condensing boiler. Grey tiled floor. Double glazed window and white glazed door out to garden.

FIRST FLOOR

LANDING

Stairs to ground floor, doors leading to...

MASTER BEDROOM

10'2" x 9'6"

A spacious double bedroom with double glazed window out to rear. Wooden door leading to...



ENSUITE BATHROOM

Mixer tap shower over white bath with modern grey part tiled walls. WC, basin and double glazed frosted window out to side.

BEDROOM TWO


11'1" narrowing to 8'2" x 9'7"

A larger than average single bedroom with double glazed window out to the front and a wooden door leading to;

ENSUITE SHOWER ROOM

9'3" x 2'6"

A modern ensuite with grey tiled walls and white shower cubicle with mains shower and glass folding screen, WC and vanity housing the basin.





REAR GARDEN

Being the end of terrace, the main garden is to the side of the property and feels secluded. A small area to the rear and an outside storage space ideal for garden tools. A pathway adjacent to the property leads to the side access out to the front. Raised lawn area. Garden is enclosed by close board wood panel fencing.

SERVICES

Mains Gas, Electricity, Water and Drainage.
 Council Tax: Gravesham Borough Council
 Band: B Charges 2020/2021: £1,432.50




Ground Floor



First Floor



Energy Efficiency Rating

	Current	Potential
<i>Very energy efficient - lower running costs</i>		
(92 plus) A		
(81-91) B		82
(69-80) C		
(55-68) D	57	
(39-54) E		
(21-38) F		
(1-20) G		
<i>Not energy efficient - higher running costs</i>		
England & Wales	EU Directive 2002/91/EC 	

184 Parrock Street
 Gravesend
 Kent
 DA12 1EN

www.sealeys.co.uk
 Email: sales@sealeys.co.uk
 Tel: 01474 369368



Agents Note: Whilst every care has been taken to prepare these marketing particulars, they are for guidance purposes only. These details, description and measurements do not form part of a contract and whilst every effort has been made to ensure accuracy this cannot be guaranteed. Interested parties must satisfy themselves by inspection or otherwise as to the correctness of them. Floor plans are not to scale and are for illustration purposes only. Any equipment, fixtures and fittings or any item referred to have not been tested unless specifically stated.